

# SFX Resident Survey

## 1. Are you a: (Check all that apply)

	Response Percent	Response Count
<b>Resident within the Study Area of the SFX Secondary Plan (See Map).</b>	<b>87.9%</b>	<b>29</b>
Landowner (but not a resident) in the Study Area of the SFX Secondary Plan (See Map).	9.1%	3
Business owner/operator in the Study Area of the SFX Secondary Plan.	0.0%	0
An interested person from outside of the study area.	9.1%	3
<b>answered question</b>		<b>33</b>
<b>skipped question</b>		<b>1</b>

## 2. How did you hear about this survey?

	Response Percent	Response Count
Word of Mouth	36.4%	12
<b>Newsletter</b>	<b>39.4%</b>	<b>13</b>
Rural Municipality SFX Website	12.1%	4
Other (please specify)	12.1%	4
<b>answered question</b>		<b>33</b>
<b>skipped question</b>		<b>1</b>

### 3. What is your age group?

	Response Percent	Response Count
0-19	0.0%	0
<b>20-39</b>	<b>48.5%</b>	<b>16</b>
40-59	30.3%	10
60+	21.2%	7
<b>answered question</b>		<b>33</b>
<b>skipped question</b>		<b>1</b>

### 4. Why would people want to live in the Village of St. Francois Xavier in 2030? What would they value as a resident? Attach a “value” to the following qualities.

	High	Medium	Low	Response Count
Safe environment	<b>87.1% (27)</b>	9.7% (3)	3.2% (1)	31
Family focus	<b>77.4% (24)</b>	19.4% (6)	3.2% (1)	31
Retirement haven	14.3% (4)	39.3% (11)	<b>46.4% (13)</b>	28
Rural lifestyle	<b>71.0% (22)</b>	29.0% (9)	0.0% (0)	31
Close to Winnipeg	<b>80.6% (25)</b>	12.9% (4)	6.5% (2)	31
Recreation and leisure opportunities	<b>38.7% (12)</b>	<b>38.7% (12)</b>	22.6% (7)	31
Community spirit and opportunities for volunteerism and socializing	32.3% (10)	<b>45.2% (14)</b>	22.6% (7)	31
Affordable	33.3% (10)	<b>53.3% (16)</b>	13.3% (4)	30
Services/facilities/amenities for residents	<b>48.4% (15)</b>	29.0% (9)	22.6% (7)	31
Close to natural environment	<b>53.3% (16)</b>	46.7% (14)	0.0% (0)	30
<b>answered question</b>				<b>31</b>
<b>skipped question</b>				<b>3</b>

**5. In your opinion, what could be done to further enhance the Quality of Life in the Village of SFX?**

	Response Count
	21
<i>answered question</i>	21
<i>skipped question</i>	13

## 6. How do you rate the existing level of local community services or facilities?

	Excellent	Good	Fair	Poor	Rating Average	Response Count
Indoor recreation facilities	0.0% (0)	3.6% (1)	<b>60.7% (17)</b>	35.7% (10)	3.32	28
Outdoor parks and recreation facilities	0.0% (0)	46.4% (13)	<b>50.0% (14)</b>	3.6% (1)	2.57	28
Schools	7.1% (2)	<b>64.3% (18)</b>	28.6% (8)	0.0% (0)	2.21	28
Housing for singles	0.0% (0)	29.6% (8)	11.1% (3)	<b>59.3% (16)</b>	3.30	27
Housing for families	32.1% (9)	<b>57.1% (16)</b>	7.1% (2)	3.6% (1)	1.82	28
Housing for seniors	0.0% (0)	12.0% (3)	36.0% (9)	<b>52.0% (13)</b>	3.40	25
Recreational activities programming	0.0% (0)	28.6% (8)	<b>39.3% (11)</b>	32.1% (9)	3.04	28
Youth services	0.0% (0)	11.1% (3)	<b>44.4% (12)</b>	<b>44.4% (12)</b>	3.33	27
Social/cultural associations & events	0.0% (0)	35.7% (10)	<b>42.9% (12)</b>	21.4% (6)	2.86	28
Home care and services for seniors	0.0% (0)	8.7% (2)	<b>56.5% (13)</b>	34.8% (8)	3.26	23
Local businesses and services	0.0% (0)	7.1% (2)	<b>57.1% (16)</b>	35.7% (10)	3.29	28
Municipal roads	0.0% (0)	<b>39.3% (11)</b>	<b>39.3% (11)</b>	21.4% (6)	2.82	28
Provincial roads	3.6% (1)	<b>46.4% (13)</b>	42.9% (12)	7.1% (2)	2.54	28
Waste water system	3.6% (1)	<b>53.6% (15)</b>	39.3% (11)	3.6% (1)	2.43	28
Water system	10.7% (3)	<b>53.6% (15)</b>	35.7% (10)	0.0% (0)	2.25	28
Land drainage	0.0% (0)	32.1% (9)	25.0% (7)	<b>42.9% (12)</b>	3.11	28
Village appearance/landscaping	3.6% (1)	<b>53.6% (15)</b>	32.1% (9)	10.7% (3)	2.50	28
Active transportation (biking, walking, etc.)	7.1% (2)	17.9% (5)	<b>46.4% (13)</b>	28.6% (8)	2.96	28
				<b>answered question</b>		<b>28</b>
				<b>skipped question</b>		<b>6</b>



## 7. How do you get around the Village of SFX?

	Mostly	Often	Seldom	Never	Rating Average	Response Count
Walking	12.0% (3)	<b>52.0% (13)</b>	32.0% (8)	4.0% (1)	2.28	25
Bicycle	0.0% (0)	36.0% (9)	<b>52.0% (13)</b>	12.0% (3)	2.76	25
Car	<b>70.4% (19)</b>	25.9% (7)	3.7% (1)	0.0% (0)	1.33	27
				Other (please specify)		3
				<i>answered question</i>		<b>27</b>
				<i>skipped question</i>		<b>7</b>

## 8. Would you use Active Transportation (walking, biking, etc.) if there were: (check all that apply)

	Definitely	Most likely	Not Likely	Response Count
More trails	<b>81.5% (22)</b>	14.8% (4)	3.7% (1)	27
More paved walkways	<b>77.8% (21)</b>	14.8% (4)	7.4% (2)	27
Places to go or visit	<b>59.3% (16)</b>	37.0% (10)	3.7% (1)	27
A "Fitness Circuit"	<b>59.3% (16)</b>	25.9% (7)	14.8% (4)	27
Lighting at night	35.7% (10)	<b>57.1% (16)</b>	7.1% (2)	28
			<i>answered question</i>	<b>28</b>
			<i>skipped question</i>	<b>6</b>



### 9. Should the Village develop a system of Active Transportation pathways linking the residential areas and community facilities?

	Response Percent	Response Count
Yes 	96.2%	25
No 	3.8%	1
<i>answered question</i>		<b>26</b>
<i>skipped question</i>		<b>8</b>




### 10. If there was bus service to Winnipeg, would you use it?

	Yes	Maybe	No	Response Count
For commuting to work?	7.7% (2)	19.2% (5)	73.1% (19)	26
For attending school?	3.8% (1)	15.4% (4)	80.8% (21)	26
For shopping?	14.3% (4)	7.1% (2)	78.6% (22)	28
For dining out or entertainment?	17.9% (5)	35.7% (10)	46.4% (13)	28
<i>answered question</i>				<b>28</b>
<i>skipped question</i>				<b>6</b>




### 11. Are the Village streets maintained to your satisfaction?

	Response Percent	Response Count
Yes 	59.3%	16
No 	40.7%	11
If no, how could maintenance be improved?		10
<i>answered question</i>		<b>27</b>
<i>skipped question</i>		<b>7</b>

**12. Should all residential streets in the Village be paved eventually (Knowing that asphalt surfacing costs more than gravel surfacing)?**

	Response Percent	Response Count
Yes 	64.3%	18
No 	32.1%	9
Only new streets 	3.6%	1
<i>answered question</i>		<b>28</b>
<i>skipped question</i>		<b>6</b>

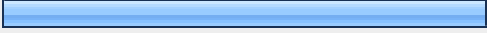





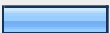


**13. Should new residential streets be provided with paved sidewalks or are separated pathways preferable. (check one)**

	Response Percent	Response Count
Paved sidewalks beside streets. 	14.3%	4
Separate pathways away from streets. 	28.6%	8
<b>Both have their place.</b> 	<b>57.1%</b>	<b>16</b>
<i>answered question</i>		<b>28</b>
<i>skipped question</i>		<b>6</b>



## 14. Does PTH 26 create safety issues for you within the Village?

	Yes	No	Response Count
Traffic speeds?	<b>58.6% (17)</b>	41.4% (12)	29
Traffic volumes?	17.9% (5)	<b>82.1% (23)</b>	28
Intersection safety for vehicles?	37.9% (11)	<b>62.1% (18)</b>	29
Location or number of private driveway or commercial approaches?	24.1% (7)	<b>75.9% (22)</b>	29
Pedestrian safety on shoulders or crossing?	<b>75.9% (22)</b>	24.1% (7)	29
Road signage or lighting?	20.7% (6)	<b>79.3% (23)</b>	29
Road maintenance?	14.8% (4)	<b>85.2% (23)</b>	27
		<b>answered question</b>	<b>29</b>
		<b>skipped question</b>	<b>5</b>

**15. What type of housing does the Village need, or need more of, in the future? (Check all that apply)**

		Response Percent	Response Count
Single-family dwellings on 1/2 acre lots or larger		73.1%	19
Single-family dwellings on 1/2 acre lots or smaller		38.5%	10
Single-family dwellings on city-sized lots (50'x120')		0.0%	0
Rental apartments (2-3 storey)		19.2%	5
Condominiums (2-3 storey)		11.5%	3
Condominiums (bungalows)		34.6%	9
Seniors assisted living facility		38.5%	10
Personal care home		15.4%	4
Secondary suites or "granny flats"		3.8%	1
Entry-level housing for young people		34.6%	9
	Other (please specify)		9
<b>answered question</b>			<b>26</b>
<b>skipped question</b>			<b>8</b>

**16. As a resident, do you see or experience any conflicts between residential development and the agricultural land use that surrounds the Settlement Centre?**

	Response Percent	Response Count
Yes 	23.1%	6
No 	76.9%	20
	Describe:	8
	<i>answered question</i>	26
	<i>skipped question</i>	8




## 17. What types of park space and recreation facilities should be incorporated in the village and new residential areas?

	Response Percent	Response Count
Neighbourhood Pocket Parks with a play structure for school age children	64.3%	18
Community Park with sports fields for soccer and baseball	53.6%	15
Passive Park (e.g. places for quiet contemplation)	25.0%	7
Community Gardens	17.9%	5
Community Centre with indoor ice rink	67.9%	19
<b>Walking, cycling and jogging trails</b>	<b>96.4%</b>	<b>27</b>
Skateboard Park	17.9%	5
Outdoor ice rink	53.6%	15
Public RV park and campground	3.6%	1
Other (please specify)		3
	<b>answered question</b>	<b>28</b>
	<b>skipped question</b>	<b>6</b>

## 18. How would you rank the importance of the following public amenities?

	Very important	Important	Somewhat important	Not important	Response Count
Public gathering places	29.6% (8)	44.4% (12)	22.2% (6)	3.7% (1)	27
Street trees	34.6% (9)	38.5% (10)	23.1% (6)	3.8% (1)	26
Active Transportation facilities	30.8% (8)	30.8% (8)	23.1% (6)	15.4% (4)	26
Off-street parking areas	8.3% (2)	4.2% (1)	37.5% (9)	50.0% (12)	24
On-street parking	4.0% (1)	8.0% (2)	36.0% (9)	52.0% (13)	25
Street lighting	29.6% (8)	29.6% (8)	25.9% (7)	14.8% (4)	27
Street benches	0.0% (0)	30.8% (8)	50.0% (13)	19.2% (5)	26
Trash receptacles	40.7% (11)	37.0% (10)	22.2% (6)	0.0% (0)	27
Public art	7.7% (2)	11.5% (3)	46.2% (12)	34.6% (9)	26
Flower beds	12.0% (3)	32.0% (8)	44.0% (11)	12.0% (3)	25
	<i>answered question</i>				<b>27</b>
	<i>skipped question</i>				<b>7</b>





## 19. How often do you shop at the local convenience store?

	Response Percent	Response Count
Often if not daily 	12.5%	3
Once or twice a week 	75.0%	18
Never 	12.5%	3
	<i>answered question</i>	<b>24</b>
	<i>skipped question</i>	<b>10</b>

## 20. What type of commercial, retail or personal services would you like to see in the Village now or in the future?

	Now	In future	Response Count
Restaurant	85.0% (17)	15.0% (3)	20
Café	90.0% (18)	10.0% (2)	20
General store	100.0% (17)	0.0% (0)	17
Gas station	77.8% (14)	22.2% (4)	18
Garage	12.5% (1)	87.5% (7)	8
Medical clinic	37.5% (6)	62.5% (10)	16
Hair salon	50.0% (6)	50.0% (6)	12
		Other (please specify)	4
<b>answered question</b>			<b>25</b>
<b>skipped question</b>			<b>9</b>




## 21. Is it important to set aside land for future commercial development in the Village?

	Response Percent	Response Count
Very important 	40.0%	10
Important 	32.0%	8
Somewhat important 	8.0%	2
Not important 	20.0%	5
<b>answered question</b>		<b>25</b>
<b>skipped question</b>		<b>9</b>




**22. Is there a specific location within the Settlement Centre where commercial development should be encouraged?**

	Response Count
	16
<i>answered question</i>	16
<i>skipped question</i>	18

**23. Where should new businesses and industrial enterprises be located that do not serve the retail or commercial needs of residents?**

	Response Percent	Response Count
Inside Settlement Centre if land is available. 	20.0%	5
Within the RM, but outside the Settlement Centre. 	36.0%	9
<b>Along the service road east of the PTH #1 intersection.</b> 	44.0%	11
<i>answered question</i>		25
<i>skipped question</i>		9

**24. Should SFX pursue economic development opportunities in order to create local jobs and generate tax revenue?**

	Response Percent	Response Count
Yes 	68.0%	17
No 	16.0%	4
Unsure 	16.0%	4
<i>answered question</i>		25
<i>skipped question</i>		9

**25. Below is a list of Smart Growth Principles, please identify which principles you feel should be addressed in the secondary plan.**

	Very Important	Important	Somewhat important	Not important	Rating Average	Response Count
Create Range of Housing Opportunities and Choices: Providing quality housing for people of all income levels.	22.2% (6)	<b>48.1% (13)</b>	18.5% (5)	11.1% (3)	2.19	27
Create Walkable Neighbourhoods: Walkable communities reduce auto dependency and encourage an active lifestyle and neighbourhood socializing.	<b>66.7% (18)</b>	25.9% (7)	3.7% (1)	3.7% (1)	1.44	27
Encourage More Community and Stakeholder Collaboration: Responds to a community's sense of how and where it wants to grow.	<b>53.8% (14)</b>	38.5% (10)	7.7% (2)	0.0% (0)	1.54	26
Foster a Distinctive, Attractive Community with a "Strong Sense of Place": Develop a vision of how the community should look and require a high standard of building design and site appearance and landscaping.	<b>37.0% (10)</b>	33.3% (9)	18.5% (5)	11.1% (3)	2.04	27
Make Development Decisions Predictable, Fair and Cost Effective.	<b>53.8% (14)</b>	26.9% (7)	15.4% (4)	3.8% (1)	1.69	26
Mixed Land Use: Integration of mixed land uses into the community to serve the full range of residents' needs.	24.0% (6)	<b>48.0% (12)</b>	24.0% (6)	4.0% (1)	2.08	25
Preserve Open Space, Farmland, Natural Beauty and Sensitive Areas: direct new growth in the RM to Settlement Centres like SFX already provided with the necessary infrastructure.	<b>56.0% (14)</b>	28.0% (7)	16.0% (4)	0.0% (0)	1.60	25
Develop Active Transportation (AT) Facilities for walking, cycling and jogging.	<b>61.5% (16)</b>	23.1% (6)	11.5% (3)	3.8% (1)	1.58	26
	<b>answered question</b>					<b>27</b>

*skipped question*

7

**26. What, in your opinion, is the single most important local problem facing the SFX Settlement Centre Area today?**

	Response Count
	23
<i>answered question</i>	23
<i>skipped question</i>	11

**27. What is the SFX Settlement Centre Area's biggest assest?**

	Response Count
	21
<i>answered question</i>	21
<i>skipped question</i>	13

**28. If you are interested in receiving information on the upcoming June 16th Planning Workshop please provide us with your contact information.**

	Response Percent	Response Count
<b>Name:</b> <input type="text"/>	91.7%	11
Address: <input type="text"/>	83.3%	10
<b>City/Town:</b> <input type="text"/>	91.7%	11
<b>Province:</b> <input type="text"/>	91.7%	11
Postal Code: <input type="text"/>	83.3%	10
<b>Email Address:</b> <input type="text"/>	91.7%	11
Phone Number: <input type="text"/>	83.3%	10
	<b><i>answered question</i></b>	<b>12</b>
	<b><i>skipped question</i></b>	<b>22</b>